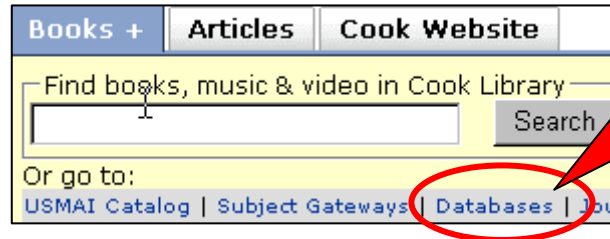


Films on Demand Database Help Guide

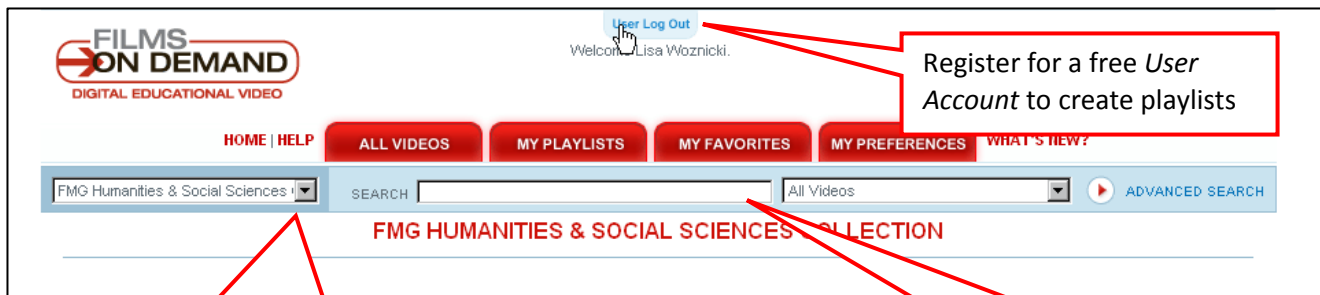
- To Start: Go to the Cook Library web site: <http://cooklibrary.towson.edu>. Click on *Databases* link to see A to Z list of resources.



- Scroll to *Films on Demand* and click to open database  [Films on Demand Academic Collection](#)

- If off campus, begin by clicking on  to log in and see database list.

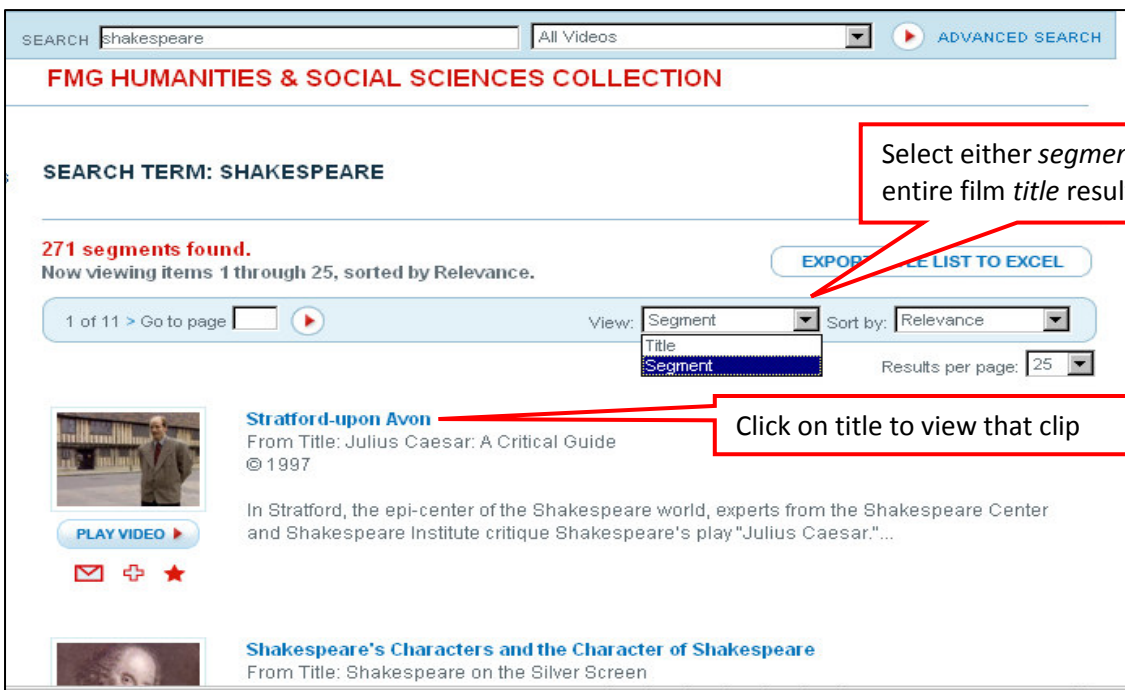
Films on Demand Search Screen



Be sure to set this to *Humanities and Social Sciences*

Input a name or term to search – try to be brief

- Results will display as film clips (segments). From Result list, select a film clip to view. To see complete film titles, rather than individual segments, click to view "titles" rather than "segments."



(next page)

- Once a film clip is selected, the viewing window will open.

The screenshot shows a video player interface for "Julius Caesar: A Critical Guide". The video player displays a title card with the text "Julius Caesar A Critical Guide: Stratford upon Avon". Below the video player are several buttons: "Details", "Share", "Playlist", and "Favorite". To the right of the video player is a list of segments, with the first segment, "1. Stratford-upon Avon (01:56)", highlighted. Callout boxes point to various features: "To view entire film, click here" points to the "Full Title" button; "For related videos, click here" points to the "Related Videos" button; "The currently playing segment is highlighted" points to the highlighted segment; "Click here for Full screen mode" points to the full screen icon; "Click here to save segment to your favorites folder for quick access" points to the "Favorite" button; "Click here to add to a playlist – you will be prompted to create folders" points to the "Playlist" button; "Click here to email clip to a friend" points to the "Share" button; and "A summary of the clip you are watching will appear in the bottom pane, as will a title URL for imbedding in Blackboard for class assignments" points to the "Details" button.

Search tips

- Start with broad key word search strings to limit results. Ex. "dance AND jazz"
- Input "Dance" "Music" or "Theater" in search box to see all related clips for these disciplines. Limit to title results to get a targeted list of complete films to browse.
- Create a free account to log in as a registered user and set up playlists for future reference.
- Add titles to playlists for quick access when using the database with a class.
- When searching, using the least amount of terms will bring best results - when searching for dancers, composers, playwrights, and other personalities, use only a last name in search box.

For system requirements, click on *HELP* tab, then "Configuration" to see a table of software requirements for film streaming.

Advanced Search allows you to combine keyword with pre-defined subject categories, but does not have a great deal of options. If you have a catalog number for a film listed on the *Films for Humanities* web site or in a print catalog, you can search by that number.

For other research tools & help guides, visit my website
 Lisa Woznicki - Library Liaison for Dance, Music and Theater
 Contact: lwoznicki@towson.edu 410-704-2498
 Web: <http://pages.towson.edu/lwoznick/> Blog: www.wozworld.wordpress.com